

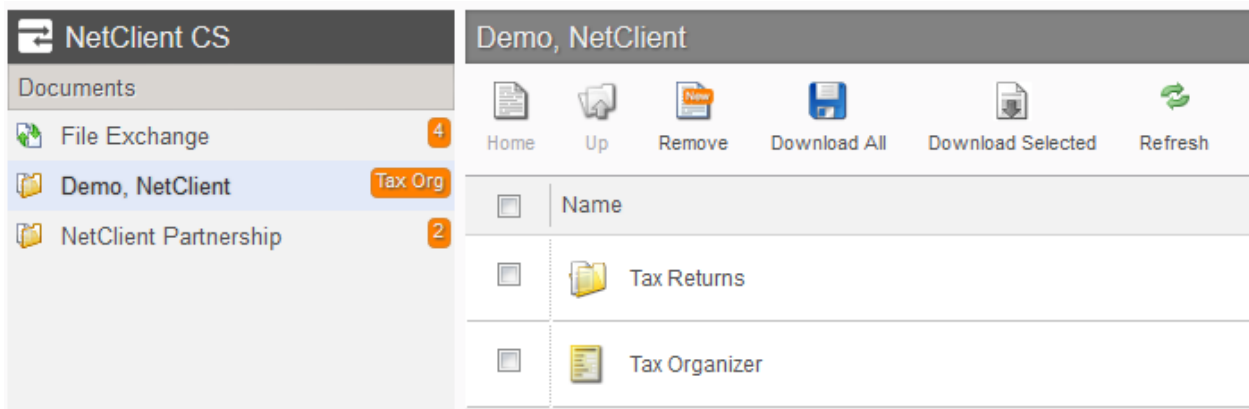
View and File My Tax Return!®

Via Net Client CS Portal

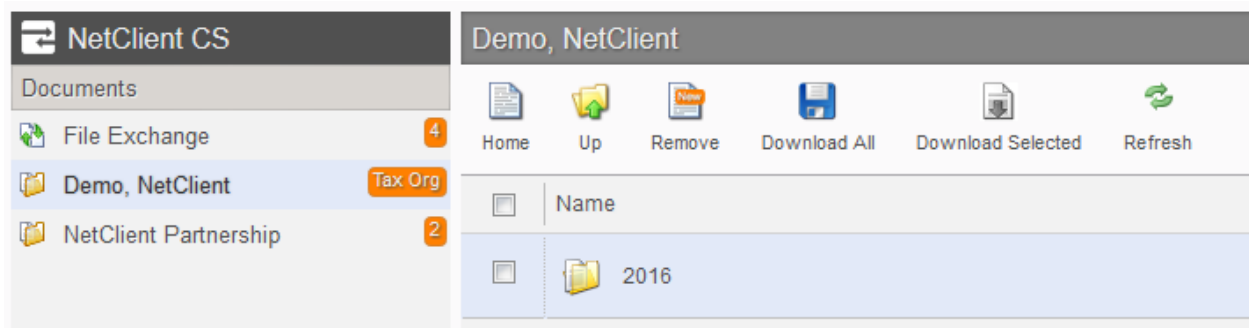
Locating your Tax Return and Tax Action Items

Your Tax returns are securely stored and available to you 24/7 through your client portal!

After logging in to your portal go to the left hand side of the screen under the heading “**Net Client CS**” and select the folder icon with your name or the name of your business. A folder named “Tax Returns” will appear in the viewing panel to the right of your folder. Click to display contents.

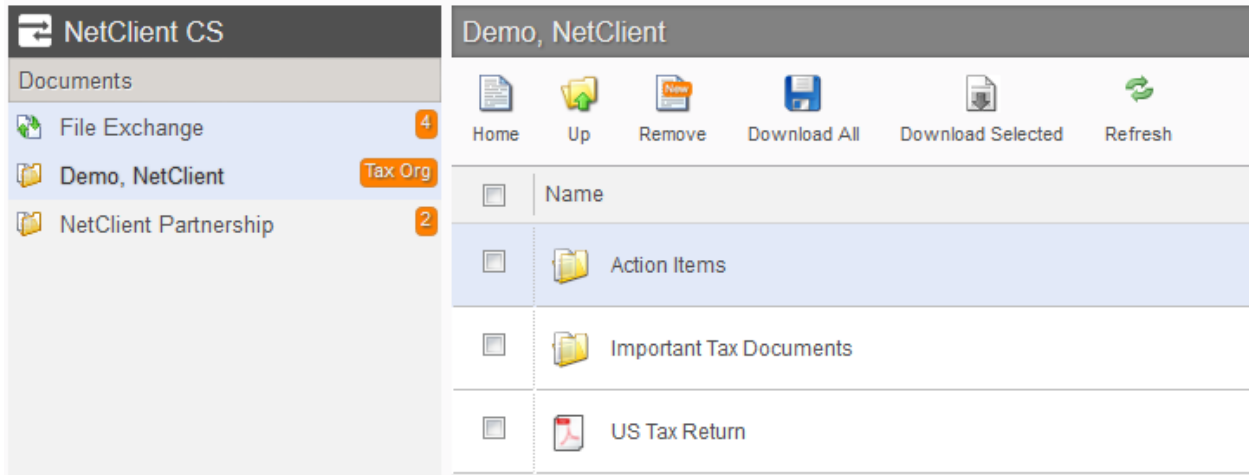


Select the subfolder for the current tax year.



From here you can view your Tax Return, Action Items, and other Important Tax Documents.

Form 8879 will also be available in the “Action Items” folder. Open the document labeled “US Final Action Required.”



Alternatively, your 8879 can be accessed directly from your task list on your home screen if it is the first time you are accessing it.

